

Tuesday 30th June 2020
Spelling and Handwriting

bicycle
busy
business
disappear
disbelieve
rebuild
reposition

oo

ue

ew

Use your spellings within a sentence.

PSHE Jigsaw ~ Healthy Me

How is the girl feeling?
Why is she feeling this way?

Do you ever feel this way?
How does your body show this feeling?



SPaG

Tick the sentences which have been written correctly.

Do you think it is going to rain today?

Your cut will heel.

Seen 4 was my favourite!

Can you meat me at 4p.m.?

How much was the fare?

Reading Comprehension ~ Chapter 6

Continue to read chapter 6 if you need to.
Complete the questions.

Day 1 (AF2)

1. Can you summarise the events in this chapter?
2. Where was Barney when he saw the two men?
3. What did the man say to Barney when he saw the sharp flint tip?
4. What did Stig do to the dumped car?
5. When the two men were talking about Stig at the top of the pit, how did they describe him?

Challenge: At what point in the chapter did the policeman start to believe Barney?



Mile Track

Home Learning Task ~ 10 minutes physical activity



Year 3

. C

?

!

, list

' contract

' possess

, "Speech."

Short

Compound

-and

-but

-so

-because

-when

-before

-after

-while

Complex

,embedded,

With help

Paragraphs

Punctuation Ladder ~ ' for possession

Helens skirt was pretty.

The dogs lead is red.

Mondays class is busy.

The boys crying was very
loud.

English ~ Lockdown List

Page 24

Let's innovate!

- ★ Let's write a list about somewhere you know well before and after the Lockdown. Try and bring the place alive and show how it has changed.

Underlying structure	New Ideas
Decide on a favourite place or activity to describe.	
Before the lockdown <ul style="list-style-type: none">• Describe different things you saw there.• What were the things that you did?• How did you feel there?• What's your best memory?	
After the lockdown <p>How does it feel now?</p> <p>Describe how the mood or feeling has changed.</p> <p>What do you now do or not do?</p>	

30.6.2020


Fluent in 5





Year 3
Week 26 - Day 2


KEY


 Try mentally first


 Try a written method

 A. $52 \div 3 = ?$

 B. $182 + ? = 825$

 C. $? \times 2 = 22$

 D. $\frac{3}{4}$ of 40 = ?

 E. $829 - 5 = ?$

Maths

First watch the video clip from White Rose Maths

<https://whiterosemaths.com/homelearning/year-3/>

Lesson 2 - Recognise and describe 2D shapes

Recognise and describe 2D shapes

Which shapes are triangles?

Have a go

A) Yes

B) No - 7 sides

C) Yes

D) No - not closed

E) No - 4 sides

F)

08:39 2D shape 08:13

3 straight sides

Closed

Looking for the worksheets? Contact your child's school to check if they have a subscription to our worksheets. Alternatively, [read more here](#) or get some extra practice from [BBC Bitesize](#).

You can complete the activities from BBC Bitesize

<https://www.bbc.co.uk/bitesize/dailylessons>

Forest School Read Stick Man

<https://www.youtube.com/watch?v=OFhJrLVu3T0>

Can you create your own stick man or even a Stone Age man?



Diary Writing

Imagine you are a child living in the Iron Age. Write a diary entry about a day in your life.

Remember to think about everything you have learnt about the Iron Age.

Dear Diary,

Today has been such an interesting day...

History ~ All About Iron Comprehension

All About Iron

10 Iron is a strong, hard and magnetic metal which is
19 still used today for building. Iron comes from inside
29 the Earth and is taken out of iron ores (minerals
31 and rocks).

40 Back in the Iron Age, iron was extracted from
49 iron ores by a process known as 'smelting'. This
57 involved using a charcoal-fired furnace. The iron
66 ore and charcoal were put into the hot furnace,
75 which melted off the waste material in the rock,
85 leaving the iron behind as a big lump known as
96 a 'bloom'. It is shaped by being heated to a high
103 temperature and then hammering it against an
110 anvil. This process is known as 'smithing'.



Quick Questions



1. Find and copy two adjectives used in the text to describe iron.



2. What is the process of shaping iron called?



3. Explain why iron may have been difficult to get during the Iron Age.



4. Do you think that iron is still shaped in this way today?

End of the day Reading Matilda

<https://www.youtube.com/watch?v=FSLCZSkU6qk>

