

Thursday 16th July 2020  
Spelling and Handwriting

*Ben went to London  
on the Arriva train  
to see the Queen in  
Buckingham Palace.*

Use your spellings within a  
sentence.

address  
appear  
arrive  
different  
difficult  
disappear  
grammar  
occasion  
opposite  
pressure  
suppose

## PSHE ~ Jigsaw

If you could take anything from Year 3 to Year 4, what would it be? Why?



# SPaG

Tick to show if the underlined part of the sentence is a main clause or a subordinate clause.

sentence	main clause	subordinate clause
I stayed at home <u>because I was sick.</u>		
<u>If we save up enough money,</u> we can buy a laptop.		
I'll be waiting <u>for you</u> when parents' evening is finished.		

# Reading Comprehension ~ Chapter 8

## Day 3 (AF4/5)

1. How does the author use sound to set the scene at the beginning of this chapter?
2. What technique does the author use to emphasise Stig's unknown age at the beginning of this chapter?
3. What does the author mean by 'midsummer crazy'?
4. What words does the author use to describe Barney's heart and legs? How does this affect the reader?

Challenge: What is the effect of this presentational technique?

- CRACK!



## Mile Track

Home Learning Task ~ 10 minutes physical activity



## Year 3

. C

?

!

, list

' contract

' possess

, "Speech."

Short

Compound

-and

-but

-so

-because

-when

-before

-after

-while

Complex

,embedded,

With help

Paragraphs

# Punctuation Ladder

Miss Baynham, \_\_\_\_\_, was sad to see Year 3 leave.

The Year 3 classroom, \_\_\_\_\_, felt very strange without the children.

All the teacher, \_\_\_\_\_, were looking forward to the summer holidays.

# English ~ Instructions

## Page 18 planning

★ Now plan your instructions for setting up the trap. Use the planner below (and my instructions) to help you.

Underlying structure	Jot down your ideas in note form
Ask a question to the reader to draw them in, e.g. <i>Are you ...</i> <i>Would you ...</i>	
<b>What you need:</b>  List of items needed for the trap	
<b>What you do:</b>  The steps you need to set up the trap. Use your adverbs to show the order <i>First,</i> <i>Next,</i> <i>After that,</i> <i>Then,</i> <i>Now,</i> <i>Finally,</i>	
<b>Final word of warning</b>	

# 16.7.2020

## Fluent in 5



Year 3  
Week 28 – Day 4


### KEY





Try mentally first




Try a written method

 A.  $64 \div 8 = ?$

 B.  $\frac{3}{4}$  of 16 = ?

 C.  $24 \times 6 = ?$

 D.  $912 - 899 = ?$

 E.  $88 - 34 = ?$

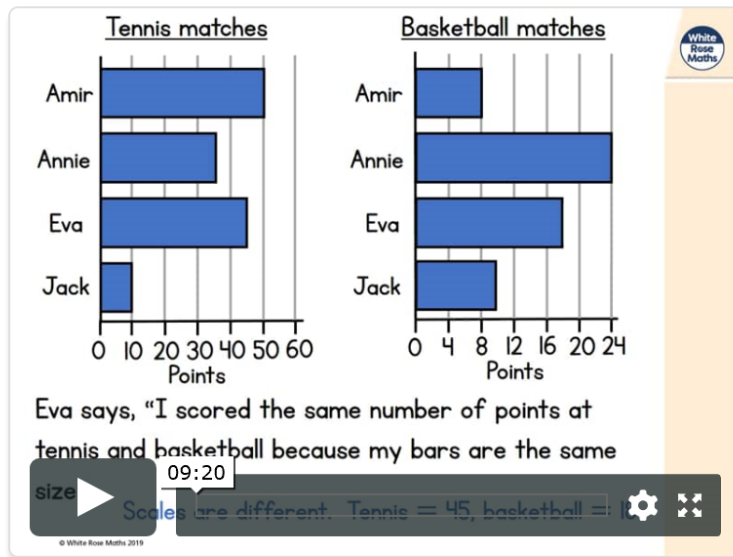


# Maths

First watch the video clip from White Rose Maths

<https://whiterosemaths.com/homelearning/year-3/>

## Lesson 4 - Bar charts



Looking for the worksheets? Contact your child's school to check if they have a subscription to our worksheets. Alternatively, [read more here](#) or get some extra practice from [BBC Bitesize](#).

You can complete the activities from BBC Bitesize

<https://www.bbc.co.uk/bitesize/dailylessons>

# Forest School



## Home Learning Outdoor Learning Activities ~ What will you choose to do today?

1. [Paint like Monet](#). ← have you ever painted outside? This is a fun outdoor activity for the whole family.
2. [Go on a bug hunt](#). - They don't have to be real bugs if you don't want them to be.
3. Run through a [sprinkler](#).
4. [Melt some crayons in the sun](#). Got a heatwave? This is the activity for you.
5. Play in a [sandbox](#).
6. [Investigate your yard with a magnifying glass](#).
7. Paint some rocks with [watercolors](#).
8. Wash the paint away with the hose.
9. [Hunt for "dinosaur" bones](#).
10. Play with a hose.
11. [Play Angry Birds](#) (with water balloons).
12. [Hose down some chalk letters and shapes](#).
13. Ride a bike or scooter around the block.
14. Plant something (anything) in the garden.
15. [Mix some colors with water balloons](#).
16. Play with a [water table](#) or [make your own](#).
17. Climb up a tree, a wall or a jungle gym.
18. [Make some bird feeders](#) and feed some birds.
19. [Have a backyard toy car wash](#).
20. Wash a real car.
21. Go on a [nature scavenger hunt](#).
22. Have a family meal outside.
23. [Dig in the dirt](#).
24. Jump in puddles.
25. Have a soccer shoot out all you need is a ball big enough to kick.

# Science ~Magnets

Children working at age-related expectations will:

- describe what a magnet is
- know that magnets can exert forces at a distance
- know that magnets have two ends called poles that attract or repel each other depending on how they are arranged
- know that a suspended magnet will always point in the same direction

## Key vocabulary

magnet  
repel  
like  
unlike

magnetic  
pole  
North pole  
South pole

force  
compass  
direction  
north, south, east, west

attract  
distance  
rotate

What is a magnet?  
What can you find out?  
Can find objects that are magnetic?

<https://www.theschoolrun.com/what-are-magnets>



# End of the day Reading Matilda

<https://www.youtube.com/watch?v=FSLCZSkU6qk>

